



Unique Data. Expert Analysis. Innovative Solutions. One Platform.

Guide to GlobalData Explorer

H1 2023



GlobalData Explorer for Key Prospecting Workflows



Dive Deeper into Business Activity of Global firms

Company
Screener
and
In-Depth
Profiles



Sector Analysis: Identify the Fastest Growing Sectors and the Top Companies / Brands in the sector



Product Launch Analytics: Identify Brands Launching Specific types of Products in Specific Markets



Job Analytics: Spot Companies Hiring for Roles in specific functions, sectors, locations and more!



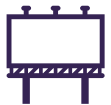
Social Media Analytics: Identify the most Up-trending Companies & Brands on Social media



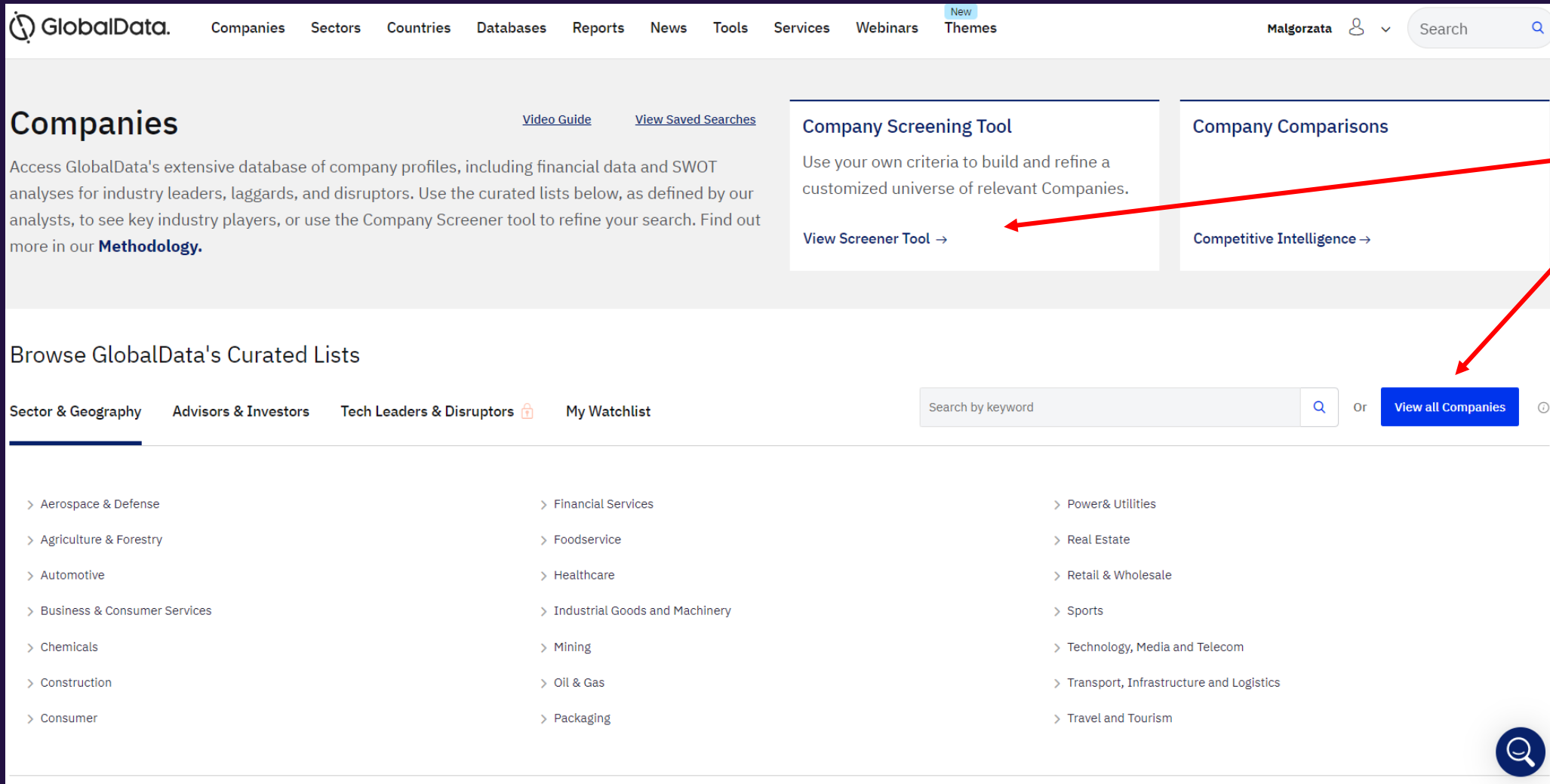
Deals: Zero-in on companies that have raised financing and / or looking for dealmaking opportunities



News: Identify your Target based on various events such as Negative / Positive Product Incidents etc.



Global Ads: Track and Identify Companies and their Advertisements across various channels



The screenshot displays the GlobalData website interface. At the top, there is a navigation menu with links for Companies, Sectors, Countries, Databases, Reports, News, Tools, Services, Webinars, and Themes. A user profile for 'Malgorzata' is visible in the top right corner, along with a search bar. The main content area is titled 'Companies' and includes a 'Video Guide' and 'View Saved Searches' link. Below this, there is a description of the company profiles database and a 'Methodology' link. Two main sections are highlighted with red arrows: 'Company Screening Tool' and 'Company Comparisons'. The 'Company Screening Tool' section includes a 'View Screener Tool' link. The 'Company Comparisons' section includes a 'Competitive Intelligence' link. Below these sections, there is a 'Browse GlobalData's Curated Lists' section with a search bar and a 'View all Companies' button. The bottom of the page features a grid of industry categories, each with a right-pointing arrow.

Companies [Video Guide](#) [View Saved Searches](#)

Access GlobalData's extensive database of company profiles, including financial data and SWOT analyses for industry leaders, laggards, and disruptors. Use the curated lists below, as defined by our analysts, to see key industry players, or use the Company Screener tool to refine your search. Find out more in our **Methodology**.

Company Screening Tool
Use your own criteria to build and refine a customized universe of relevant Companies.
[View Screener Tool →](#)

Company Comparisons
[Competitive Intelligence →](#)

Browse GlobalData's Curated Lists

[Sector & Geography](#) [Advisors & Investors](#) [Tech Leaders & Disruptors](#) [My Watchlist](#) [View all Companies](#)

- > Aerospace & Defense
- > Agriculture & Forestry
- > Automotive
- > Business & Consumer Services
- > Chemicals
- > Construction
- > Consumer
- > Financial Services
- > Foodservice
- > Healthcare
- > Industrial Goods and Machinery
- > Mining
- > Oil & Gas
- > Packaging
- > Power & Utilities
- > Real Estate
- > Retail & Wholesale
- > Sports
- > Technology, Media and Telecom
- > Transport, Infrastructure and Logistics
- > Travel and Tourism

Click on View
screener tool
OR View all
Companies

Company Screener: Narrow Down to your Target List



Company Screener Enables Addition of a Wide Range of Criteria to Narrow Down the List to Most Relevant Companies

- Consumer
 - > Alcoholic Beverages
 - > Autocare Products
- Baby Care
 - Baby Food
 - Baby Cereals & Dry Meals
 - > Baby Cereals
 - > Baby Drinks

Key Financials	+
Profitability Ratios	+
Growth Ratios	+
Equity Ratios	+
Cost Ratios	+
Liquidity Ratios	+
Leverage Ratios	+
Efficiency Ratios	+

Headquarter	+
Location Exposure	-
<input type="checkbox"/> Search by Locatic <input type="checkbox"/> Select locations in other databases <small>i</small>	
<ul style="list-style-type: none">> <input type="checkbox"/> Asia-Pacific> <input type="checkbox"/> Europe> <input type="checkbox"/> Middle East and Africa> <input type="checkbox"/> South and Central America> <input type="checkbox"/> North America<input type="checkbox"/> Global	
Zip Code & Radius	+

No. of Employees	+
Company Attributes	-
Company Type	
<input type="checkbox"/> Public	By Relationship
<input type="checkbox"/> SPAC / Blank Check <small>i</small>	<input type="checkbox"/> Parent
<input type="checkbox"/> Private	<input type="checkbox"/> Subsidiary
<input type="checkbox"/> Government	<input type="checkbox"/> Independent
<input type="checkbox"/> Institution	<input type="checkbox"/> Joint Venture
<input type="checkbox"/> Exclude Inactive Companies	
Company Website	+
Incorporation year	+

Beyond Descriptive Profiles: Understand Company's Current Activity



Understand Their Business, Then See What They're Doing (Hiring, Advertising, Launching And More!)

- Overview
- Profile
- Financials
- Filing Analytics
- News
- Peers
- Research Reports
- Deals
- SWOT Analysis
- Product Innovation (PLA)
- Global Ads
- Themes Impacting
- Social Media Analytics
- Job Analytics
- Signals
- Industries
- Locations

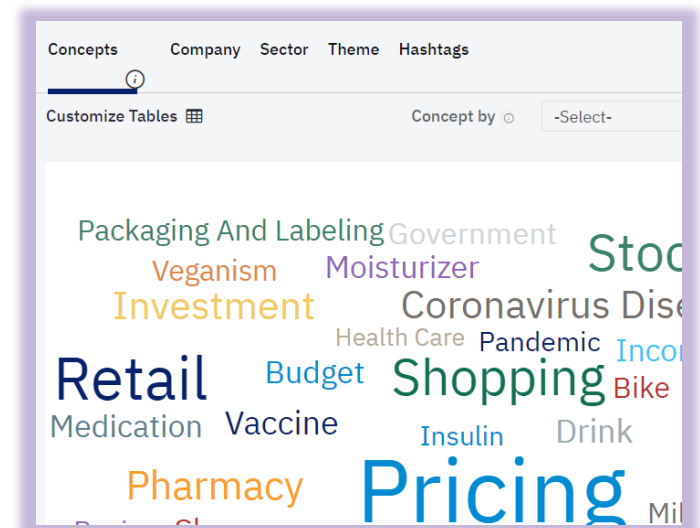
<p>Product Name Great Value- 3-Ply Paper Towels - Absorbent & Strong</p> <p>Manufacturer/Distributor Wal-Mart Canada</p> <p>Country Canada</p> <p>#SKUs</p>	<p>Product Name Select Special Kitty Food - with Turkey in Gravy</p> <p>Manufacturer/Distributor Walmart Canada Corp.</p> <p>Country Canada</p>

1 - 20 of 563 Ads | Customize Tables | View by

<p>Title Bonobo</p> <p>Brand Bonobos</p>	<p>Title Aliados y Agentes Prid Chile</p> <p>Brand Walmart</p>

Occupation Trends	Top Gainers	Top Losers
<p>Cashiers</p> <p>↓ -47%</p> <p>4,152 vs 7,878</p>	<p>Food Servers, N...</p> <p>↓ -21%</p> <p>2,967 vs 3,771</p>	<p>Retail Salespers...</p> <p>↓ -36%</p> <p>2,790 vs 4,349</p>
<p>Purchasing Man...</p> <p>↓ -23%</p> <p>2,640 vs 3,412</p>	<p>Driver/Sales Wo...</p> <p>↓ -24%</p> <p>2,639 vs 3,476</p>	<p>Personal Service...</p> <p>↓ -27%</p> <p>2,501 vs 3,403</p>
<p>Counter and Ren...</p> <p>↓ -77%</p> <p>1,517 vs 6,500</p>	<p>Laborers and Ma...</p> <p>↓ -25%</p> <p>1,132 vs 1,514</p>	<p>Athletes, Coach...</p> <p>↓ -25%</p> <p>650 vs 869</p>

All skills	Technical skills	Soft skills
<p>Product Lifecycle Management Applications</p> <p>Application Performance Moni</p> <p>Notebooks, Laptops and</p> <p>Knowledge Process Outsourcing (KPC</p> <p>Managed Cloud Serv</p> <p>Operating Systems</p> <p>Colocation Services</p> <p>Big Data Platforms</p> <p>Office Productiv</p> <p>Supply Chain Managem</p> <p>Firewalls and VPN A</p> <p>Vertical-Specific and</p> <p>Human Resource ar</p> <p>Enterprise Social</p>	<p>Business Intelligence and Data Discovery Too</p> <p>Fraud Prevention and Transak</p>	<p>Data a</p> <p>Applic</p> <p>Others</p> <p>Applica</p>





Lets Dive Deeper....



Sector Analysis

Go to Sectors tab to choose the relevant sub-sector. For example, Consumer – Clothing & Footwear

GlobalData. Companies Sectors Countries Databases Reports News Tools Services Webinars Themes New

Sectors

Investigate the major industry sectors, whether at a macro level or drilling down to sub-sectors, through the sector-specific lenses below. Each page integrates resources from across the Intelligence Center, including industry-specific news, deals, analysis, and market databases.

Discover Sectors

Search for a sector

- Business and Consumer Services
- Chemicals
- > Construction
- ∨ Consumer
 - > Alcoholic Beverages
 - > Baby Care
 - ∨ Clothing & Footwear
 - Accessories
 - Clothing
 - Footwear
 - > Cosmetics & Toiletries



Sector Analysis: Answering Key Questions

Some Key Questions Answered by the Market Analyzer and >10k Sector Reports

2

I need to identify the **Top Companies and Brands** in this Market

1

Which are the **Hottest Growing Segments** in the US Haircare Market?



3

I'm looking for Markets where Women or People Aged 16-24 are the **Primary Consumers**

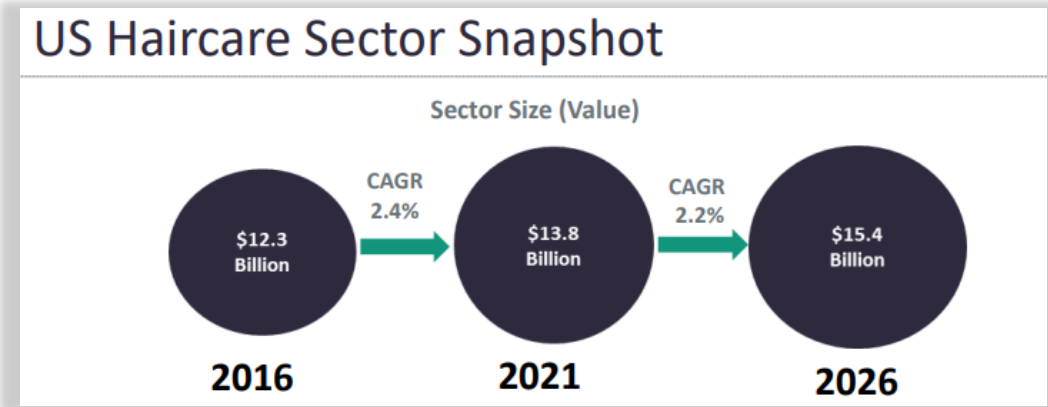
4

Which Industry will be the next **Target?** (Comparable Sizes and Growth Rates for a wide range of Industries)

Sector Analysis: Sample Snapshots (US Haircare Report Published 2022)

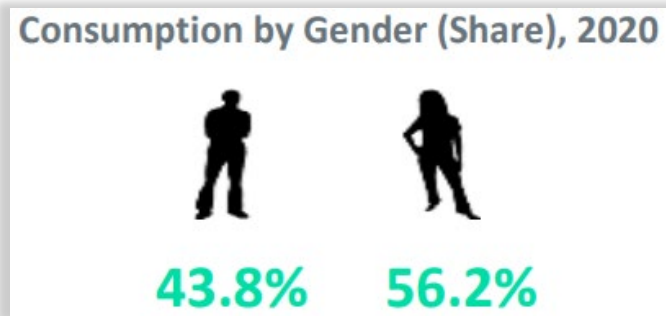
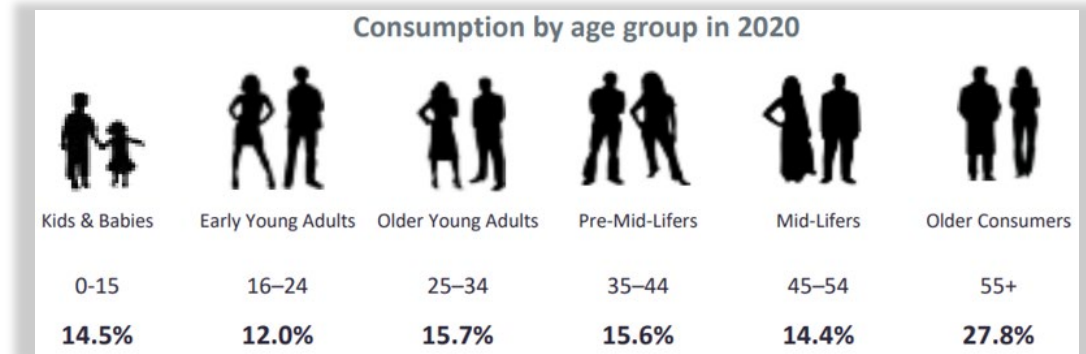


Go Beyond Market Sizing and Understand Your Target Markets In-Depth



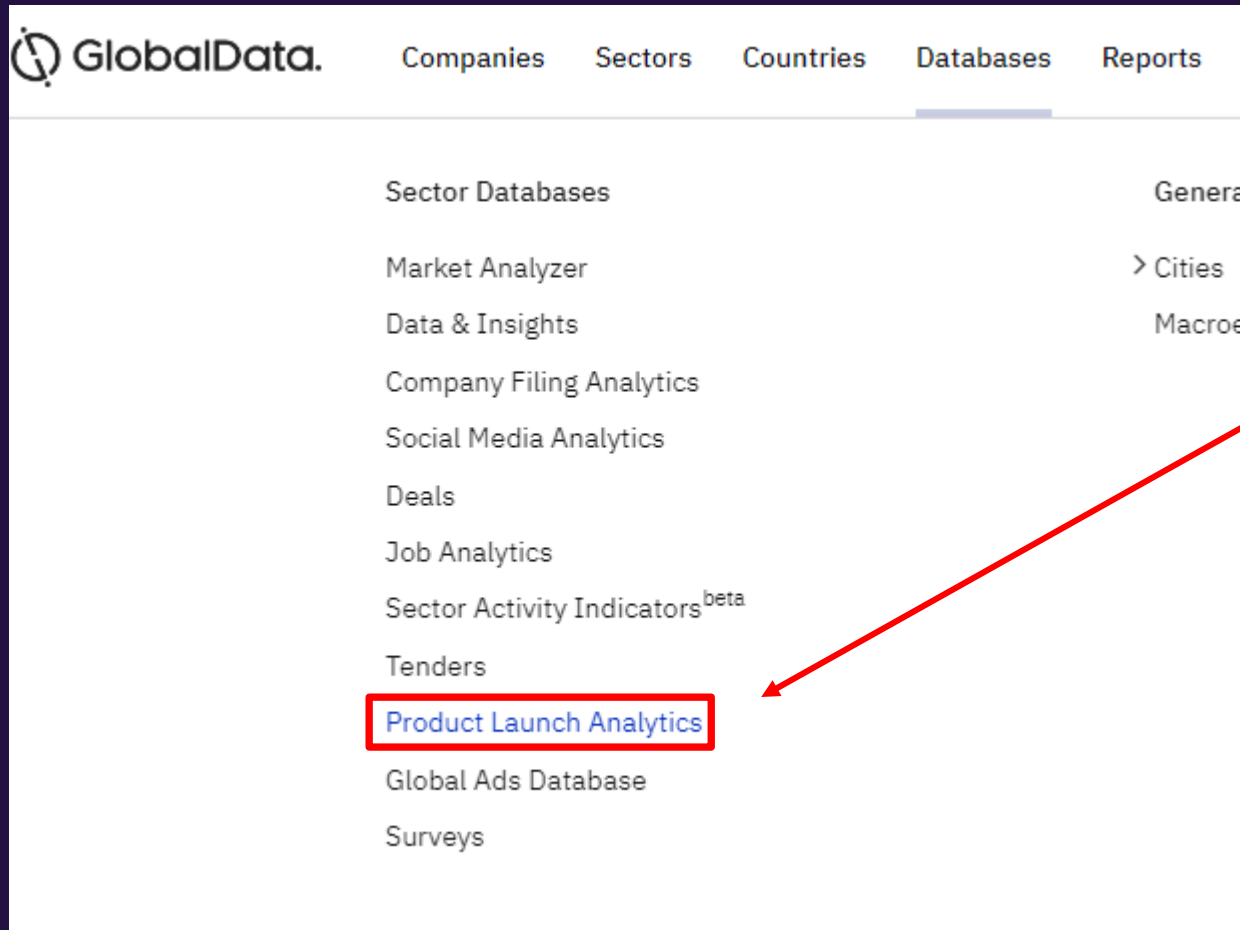
Perms & Relaxers		
Company	Brand	Value share, 2021
L'Oreal S.A.	Softsheen - Carson	9.2%
Luster Products Inc.	Pink	3.8%
ORS	ORS	2.7%
The Estee Lauder Companies Inc.	Aveda	1.0%

Fastest growing segments	Market size (in \$ Million) 2021	CAGR (2021–2026)
Salon hair care	2,483.7	4.4%
Hair loss treatments	160.0	2.342%
Traditional conditioner	1,770.7	2.336%



Note: Sample Presented is a Consumer Sector – different sectors will have varying sections (E.g.. Construction report may contain a review of ongoing projects etc.)

Product Launch Analytics



Hover over 'Databases' tab at the top to access PLA (Product Launch Analytics)



Product Launches: Understand the Product Strategy

Identify and Track Innovative FMCG Product Launches Across the Globe by Various Companies and Brands

2

Which **Companies** are Aggressively Launching innovative Products?

1

Which **Categories** of products is the company Betting on?



3

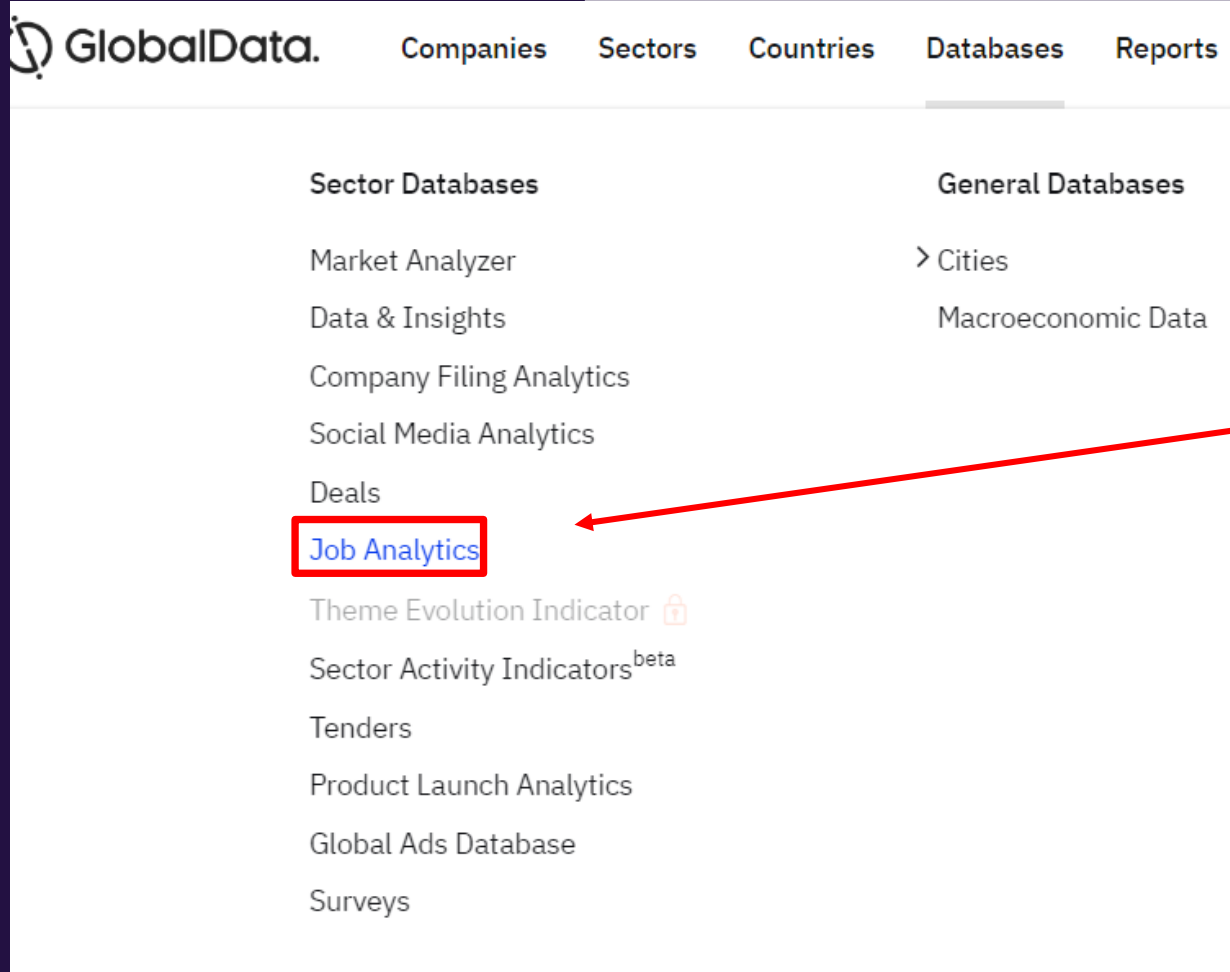
I need to **Identify Brands** innovating the most in the US Skincare Market

4


Which Brands fit my Specific Criteria (Ingredients, Nutrition etc.)



Job Analytics



The screenshot shows the GlobalData website navigation menu. The 'Databases' tab is selected and highlighted with a grey bar. Below the navigation bar, the menu is organized into two columns: 'Sector Databases' and 'General Databases'. The 'Job Analytics' option is highlighted with a red box and a red arrow points to it from the right. Other options in the 'Sector Databases' column include Market Analyzer, Data & Insights, Company Filing Analytics, Social Media Analytics, Deals, Theme Evolution Indicator (with a lock icon), Sector Activity Indicators (with a 'beta' label), Tenders, Product Launch Analytics, Global Ads Database, and Surveys. The 'General Databases' column includes '> Cities' and 'Macroeconomic Data'.

- GlobalData. Companies Sectors Countries **Databases** Reports
- Sector Databases
- Market Analyzer
- Data & Insights
- Company Filing Analytics
- Social Media Analytics
- Deals
- Job Analytics**
- Theme Evolution Indicator 
- Sector Activity Indicators^{beta}
- Tenders
- Product Launch Analytics
- Global Ads Database
- Surveys
- General Databases
- > Cities
- Macroeconomic Data

Hover over 'Databases' tab at the top to access Job Analytics



Job Analytics: Uncover the Current Bets Being Placed by Tracking Hiring Activity

Identify Most Active Recruiters and See What they're Looking For

2

Which *Companies* have Increased Hiring in the US Automotive Industry?

1

Which **Markets** is my Target Company Betting On? (hiring activity)



3

Who is Looking to Increase Commercial Footprint? (Hiring in Sales / specific role)

4

Which Luxury Brand Companies are stepping up Marketing Efforts (Combine sector + role filters)

Job Analytics: Platform View



Track Companies that are Hiring in Various Sectors, Skills, Roles and More!

Search type	Make Selections
Job Date Range	Job Title
Keyword Search	Occupation
Company	Seniority Level
Location	Employment Type
Themes	Skills
Job Attributes	Experience(Years)
	Education Type
	Education Stream
	Education Qualification
	Salary

Filter Activity using various Criteria

Top Gainers		View all →	
Company	Active Jobs	Trend	%Change
CIMB Group Holdings Bhd	3,130		▲ 9,385%
Bertrandt AG	2,921		▲ 5,985%
The Cheesecake Factory Inc	1,730		▲ 5,306%
Artemis S.A.	885		▲ 5,106%
Puma SE	885		▲ 5,106%

Identify top recruiters for any combination of sector / company / role / other refinements

1-25 of 10,833,754 Results | Chart View | Sort by | Customize Tables | Export ^

Analyze by

Customize Columns and Export Individual Job Data to Excel!

Customise Tables	
<input checked="" type="checkbox"/>	Posted
<input type="checkbox"/>	Closed
<input checked="" type="checkbox"/>	Title
<input checked="" type="checkbox"/>	Company
<input checked="" type="checkbox"/>	City
<input checked="" type="checkbox"/>	Country
<input checked="" type="checkbox"/>	Seniority
<input checked="" type="checkbox"/>	Soft Skills
<input checked="" type="checkbox"/>	Technical Skills
<input checked="" type="checkbox"/>	Education Stream
<input checked="" type="checkbox"/>	Occupation
<input checked="" type="checkbox"/>	Sector
<input checked="" type="checkbox"/>	Min Salary(USD)
<input checked="" type="checkbox"/>	Max Salary(USD)
<input checked="" type="checkbox"/>	Salary(LCU)
<input checked="" type="checkbox"/>	Min Salary(LCU)
<input checked="" type="checkbox"/>	Max Salary(LCU)



Social Media Analytics

ata. Companies Sectors Countries Databases Reports

Sector Databases

Market Analyzer

Data & Insights

Company Filing Analytics

Social Media Analytics

Deals

Job Analytics

Theme Evolution Indicator

Sector Activity Indicators^{beta}

Tenders

Product Launch Analytics

Global Ads Database

Surveys

General Databases

> Cities

Macroeconomic Data

Hover over 'Databases' tab at the top to access Social Media Analytics

Social Media Analytics: Identify and Evaluate Trending Companies on Social Platforms



Analyse Social media Activity at Aggregate and Granular levels

2

Which Auto **Companies** is the Social Media increasingly Discussing?

1

On which Companies are most **Sustainability** Experts focusing now?



3

Which Companies are Discussed more, when it comes to OLED **concept**?

4

Who are the **Experts** discussing Tesla on the Social Media?

Social Media Analytics: Platform View



Identify the most Up-trending Companies & Brands on Social Media

Filter Activity using various Criteria including Companies, Contributor Attributes, Platform and More!

Company	Total Posts	% Growth	Buzz Index	Contributors	Net Sentiment Score
Advanced Micro Devices Inc	68	115% ↑	0.54	51	0.73
Acer Inc	72	49% ↑	0.33	43	0.86


View Top Companies being mentioned in a Specific Technology




Top Companies in a Sector Mentioned by Specific Contributor Types

Top Contributors for your Segments



 GlobalData. Companies Sectors Countries **Databases** Reports

Sector Databases	General Databases
Market Analyzer	> Cities
Data & Insights	Macroeconomic Data
Company Filing Analytics	
Social Media Analytics	
Deals	
Job Analytics	
Theme Evolution Indicator 	
Sector Activity Indicators ^{beta}	
Tenders	
Product Launch Analytics	
Global Ads Database	
Surveys	

Hover over 'Databases' tab at the top to access Deals



Deals: Zero-in on companies that have raised Financing or looking for Dealmaking

A Database to Track Dealmaking Activity in Various Stages, Types, Sectors and More!

2

Which Companies are looking to Raise Capital (or) Acquire Companies?

1

Which Companies have Recently Raised Financing in the US Auto Sector?



3

Which Companies are the Most Active in European Renewable Energy Partnership Deals?

4

Which Companies have been Acquiring more to Achieve Business Diversification?



Deals: Platform View

View Deal-making across Various Sectors, Geographies, Companies, Deal Types and More!

General	Search
Deal Type	Deal Status
Company	Deal Rationale
	Industry
	Themes
	Deal Geography
	Year/Quarter
	Time Period
	Deal Value (US\$m)

Filter Activity using various Criteria

General	Deal Type
Deal Type	Venture Financing
Company	Participant Role Entity Type
	Multiples
	Debt Offering
	Mode of Payment
	Security Type

Identify Participants in very Specific Types of Deals

1 - 50 of 337,993 Investors		Customize Tables	Export	Page 1 of 6760		Previous	Next	Go to page	1	>	50	Results
Company Name	Country	M&A vol	M&A (US\$m)	Corporate Venturing vol	Corporate Venturing (US\$m)	Total Deal vol	Total Deal Value (US\$m)					
Y Combinator Management LLC	United States of America	1	-	2088	11,029.59	2089	11,029.59					
500 Startups Management Co	United States of	1	-	1808	3,259.34	1809	3,259.34					

View the Most Active Investors and Companies!

News Database

GlobalData. Companies Sectors Countries Databases Reports News Tools Services Webinars Themes

News Dashboard

Back

News | Dashboard

Refine News Search All News

Key Trends All Transaction CEO Gold Investor


Top Stories

BorgWarn BorgWarner Inc. has announced that it has completed its acquisition of Hubei Surpass Sun Electric's (SSE's) Electric Vehicle Charging Solution, Smart Grid and Smart

You can access News from the menu at the top of the screen

News: Identify your Target based on various events

Refined Views of the News Database





News: Platform View

View Global News that has been Filtered Down to your Target Sector, Geography and News Type!

General	News Categories
News Categories & Sentiment	<input type="text" value="Search by News Categories"/> <ul style="list-style-type: none"> <input type="checkbox"/> Economy & Industry > <input type="checkbox"/> Financial Announcements <input type="checkbox"/> Operations Update > <input type="checkbox"/> Personnel Announcements > <input type="checkbox"/> Products & Brands > <input type="checkbox"/> Regulatory & Policy > <input type="checkbox"/> Strategic Actions <input type="checkbox"/> Awards & Recognition
	Sentiment
	<input type="checkbox"/> Positive <input type="checkbox"/> Negative <input type="checkbox"/> Neutral <input type="checkbox"/> Not Rated

Filter out by News Type and Sentiment

General	Industry
News Categories & Sentiment	Themes
	Geography
	Companies
	Time Period

More General Criteria



Customize Export
 Please enter a file name and select how you wish to export

File Name
 Prospecting

Do not include any special characters such as !@#\$%

Select output format Word PDF Excel

Create Alert
 You have chosen to create an Alert with the following criteria:

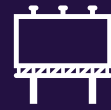
Type: news


Alert Name


Do not include any special characters such as !@#\$%

Daily Alert Weekly Alert New Content Updated Content

View News, Export or Set Alerts



 GlobalData. Companies Sectors Countries **Databases** Reports

Sector Databases	General Databases
Market Analyzer	> Cities
Data & Insights	Macroeconomic Data
Company Filing Analytics	
Social Media Analytics	
Deals	
Job Analytics	
Theme Evolution Indicator 	
Sector Activity Indicators ^{beta}	
Tenders	
Product Launch Analytics	
Global Ads Database	
Surveys	

Hover over 'Databases' tab
at the top to access Global
Ads



Global Ads: Track and Identify Companies and their Ads across various channels

Uncover Leading Advertisers and their Product Marketing

2 ■
How is Mulberry Promoting
Themselves across Multiple
Platforms?

1 ■
What is the Messaging on
Mulberry YouTube Ads?



3 ■
How does Mulberry
Advertise outside of the
UK?

4 ■
Did Mulberry Embraced
YouTube Advertising?

Global Ads: Platform View

View Ads across Countries, Companies, Channels and More!

Search type
Make Selections

Company

Country

Brand

Media

Category

Date

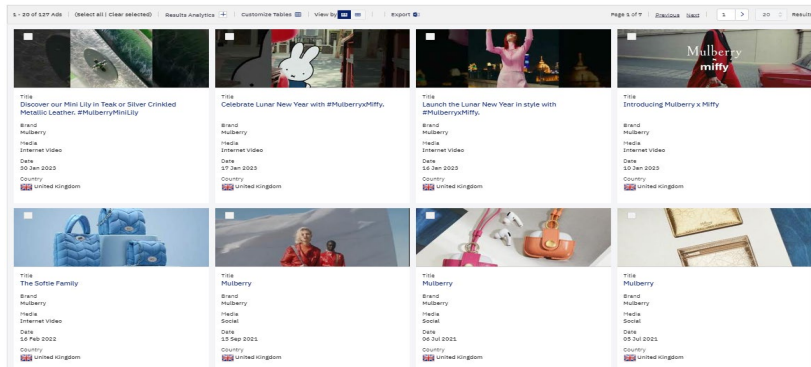
Ad ID

Media

Search by Media

- Print
- ▼ Social
 - Facebook
 - Instagram
 - Pinterest
 - Twitter
 - Vine
 - Weibo
- Internet Video
- TV

Refine Your Ads by Various Criteria



View the Ads as a List or...

Discover our Mini Lily in Teak or Silver Crinkled Metallic Leather. #MulberryMiniLily

Translate

Select Language ▼

My globalData Tools ▼

Ad details

Ad ID	170664437
Title	Discover our Mini Lily in Teak or Silver Crinkled Metallic Leather. #MulberryMiniLily
Description	Main character energy: pull focus in our Mini Lily in hues including timeless Teak and Silver Crinkled Metallic Leather. #MulberryMiniLily
Date	30 Jan 2023
Media	Internet Video
Country	United Kingdom
Brand	Mulberry
Company	Mulberry Group PLC
Source	YouTube
Channel	Mulberry
Views	62
Likes	1
Duration	15 seconds

...View Specific Ads



For any questions or further enquiries please contact us at:

 malgorzata.kaba@globaldata.com

Disclaimer: All Rights Reserved. No part of this publication may be reproduced, stored in a retrieval system or transmitted in any form by any means, electronic, mechanical, photocopying, recording or otherwise, without the prior permission of the publisher, GlobalData. The facts of this report are believed to be correct at the time of publication but cannot be guaranteed. Please note that the findings, conclusions and recommendations that GlobalData delivers will be based on information gathered in good faith from both primary and secondary sources, whose accuracy we are not always in a position to guarantee. As such, GlobalData can accept no liability whatsoever for actions taken based on any information that may subsequently prove to be incorrect.