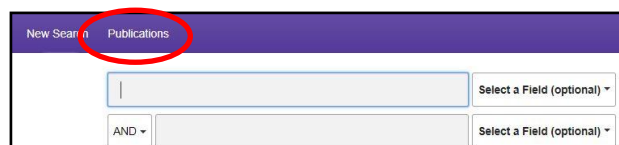


Accessing Wiley eJournals

1. Search for the journal by title in the Library **Catalogue**, or if you are certain the journal is available electronically, click on the Advanced search link to access the Discovery service and then click on **Publications**.



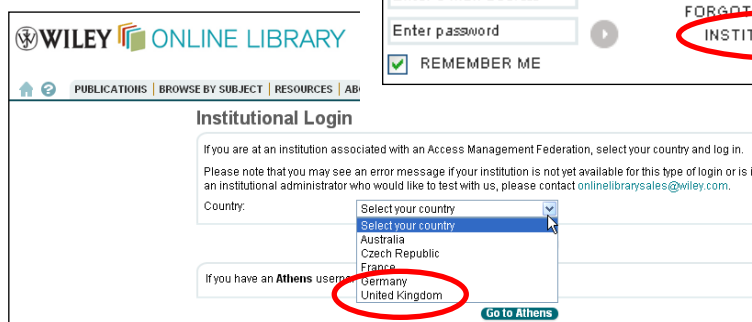
2. Identify the eJournal, and click on the link (with the date range you require if more than one option is available)



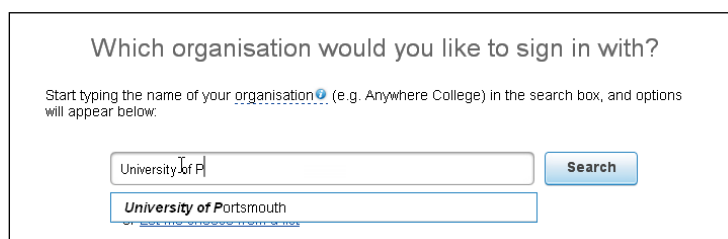
3. On the Wiley Online Library website, check that you are not already logged on by looking for 'You are logged in via your institution' in the top-right-hand corner. If this does not appear, click on **Institutional Login**.



4. Select United Kingdom from the **Country** drop-down list and click on **Submit**



5. Type University of Portsmouth, select it and click on **Continue**



6. Login using your University of Portsmouth username and password and you will see that you are now logged in to Wiley Online

7. You now need to search the Wiley Online for the journal title again. Use the search box on the left (click Publication titles) and then click on the title in the search results.

8. Once you are on the journal site, search the content of this title by author and significant key word. Note that the unlocked padlock shows you have full-text access.

9. Having found your article, click on it and open the PDF version.